

Signify Classified - Internal
Cooper Lighting Solutions Photometric Lab
1121 Highway 74 South
Peachtree City, GA 30269



Scaled data based on original data using
LM-79-08 Approved Method: Electrical and Photometric Measurements of Solid-
State Lighting Products

Test Report Prepared for
Cooper Lighting Solutions
(formerly Eaton)

Brand: INVUE

Report Number: P868344

Luminaire Tested: **EMM2-HTN-SA2C-722-U-T1**

Issue Date: 08/22/2024



Test Information

Test Method: LM-79-08
Report Number: P868344
Test Lab: INNOVATION CENTER(G3)
Issue Date: 08/22/2024
Manufacturer: COOPER LIGHTING SOLUTIONS (FORMERLY EATON)
Product Line: INVUE
Catalog Number: EMM2-HTN-SA2C-722-U-T1
Description: EPIC MODERN TALL HOUSING DISCRETE LED ARRAYS 120W 70CRI 2200K
FIXTURE w/ TYPE 1 DISTRIBUTION OPTIC
Light Source: (20) 2200K CCT, 70 CRI LEDS
Ballast/Driver: ELECTRONIC DRIVER

Summary

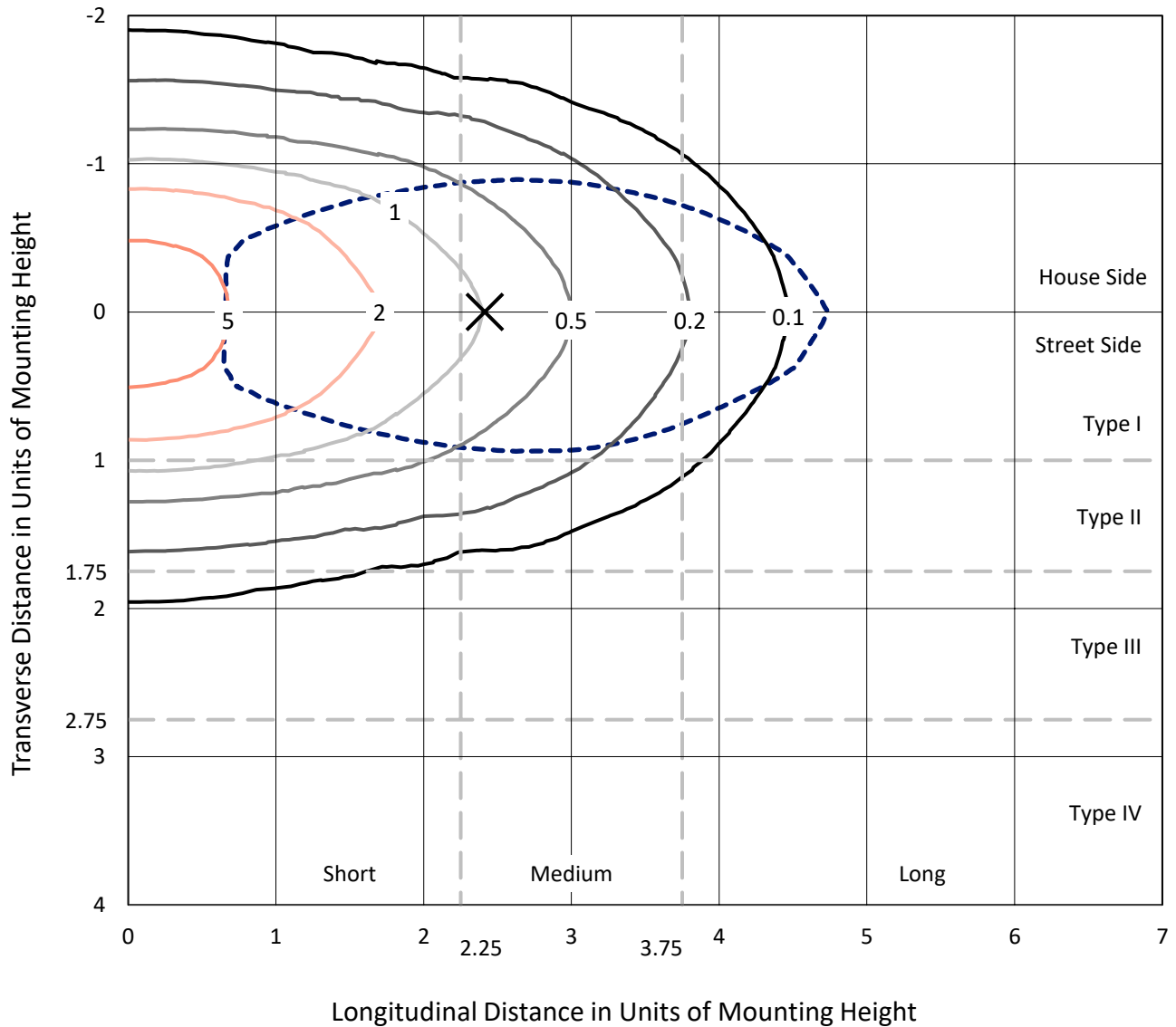
Lumens per Lamp: N/A
Luminaire Lumens: 12287.5 lumens
Efficiency: N/A
Efficacy: 121.7 lumens/watt
Luminous Opening: Rectangular (W 0.67' x L: 0.33' x H: 0')
IES Classification: Type I - Short
BUG Rating: B3 - U0 - G3

Input Watts (W): 101
Input Voltage (V): 120
Input Current (A_{in}): NR
Voltage Rise (V): NR
Power Factor: 0.99
Total Harmonic Distortion (THDi): 9.45%
Frequency (hertz): 60
Stabilization Time: NR
Operation Time: NR
Ambient Temperature (°C): NR
Test Distance: 24 FT

REPORT NUMBER: P868344
 CATALOG NUMBER: EMM2-HTN-SA2C-722-U-T1

Iso-Footcandle Lines of Horizontal Illumination

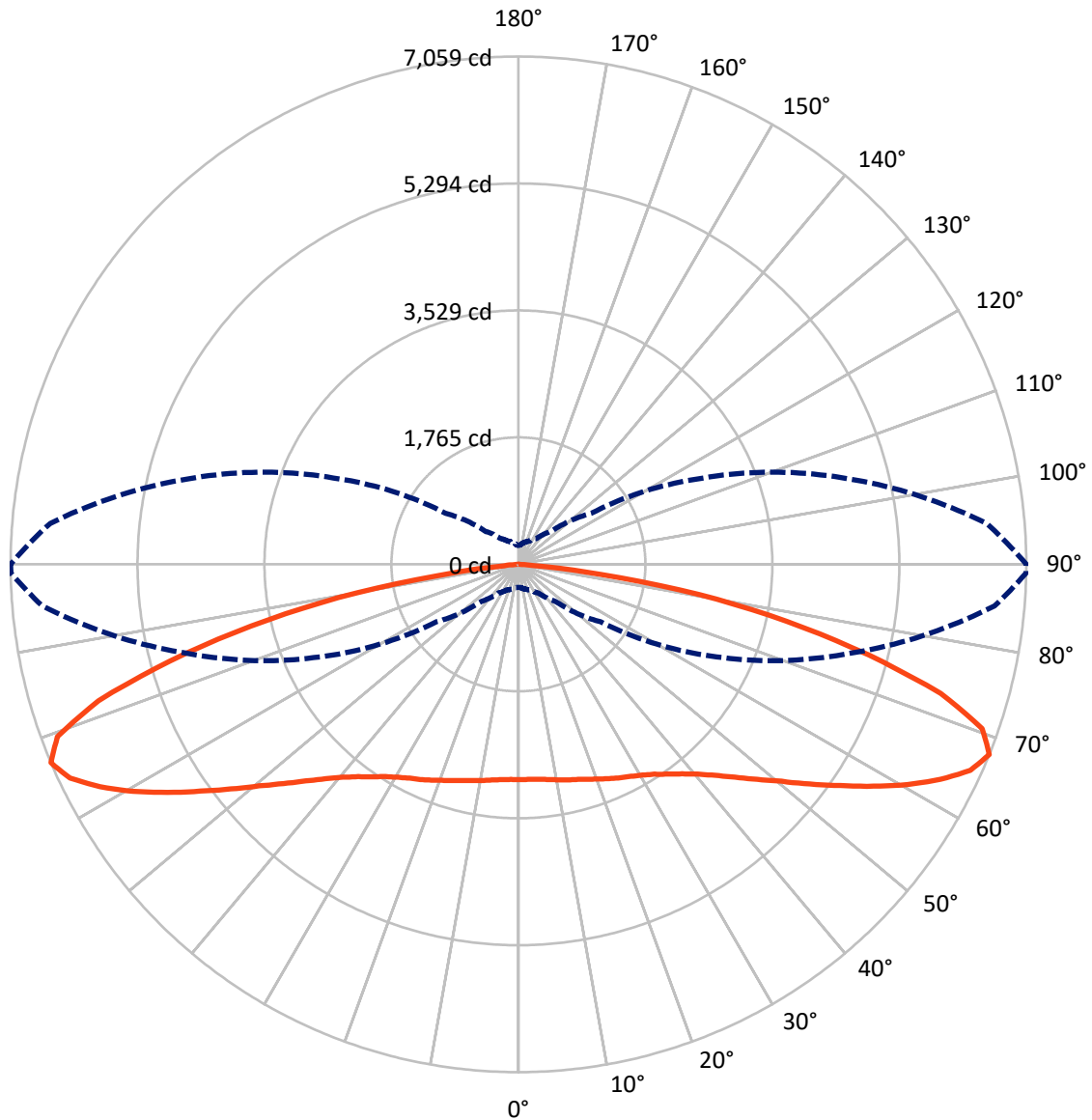
× Max cd
 - - - 1/2 Max cd



Based on 20 foot mounting height. Maximum calculated value = 7.5 fc
 Type I - Short - N/A

REPORT NUMBER: P868344
CATALOG NUMBER: EMM2-HTN-SA2C-722-U-T1

Luminous Intensity Polar Plot



— Vertical Plane Through 90-Deg Lateral - - - Horizontal Cone Through 67.5-Deg Vertical

REPORT NUMBER: P868344
 CATALOG NUMBER: EMM2-HTN-SA2C-722-U-T1

FLUX DISTRIBUTION:

		Downward	Upward	Total
House Side	Lumens	6034.6	0.0	6034.6
	% Fixture	49.1	0.0	49.1
Street Side	Lumens	6252.9	0.0	6252.9
	% Fixture	50.9	0.0	50.9
Total	Lumens	12287.5	0.0	12287.5
	% Fixture	100.0	0.0	100.0

Coefficient of Utilization

ZONAL LUMENS:

Zone	Lumens	% Fixture
0°-10°	286.9	2.3
10°-20°	862.2	7.0
20°-30°	1427.0	11.6
30°-40°	1892.1	15.4
40°-50°	2133.4	17.4
50°-60°	2187.0	17.8
60°-70°	2065.6	16.8
70°-80°	1267.4	10.3
80°-90°	165.8	1.3
90°-100°	0.0	0.0
100°-110°	0.0	0.0
110°-120°	0.0	0.0
120°-130°	0.0	0.0
130°-140°	0.0	0.0
140°-150°	0.0	0.0
150°-160°	0.0	0.0
160°-170°	0.0	0.0
170°-180°	0.0	0.0
0°-90°	12287.5	100.0
0°-180°	12287.5	100.0



REPORT NUMBER: P868344

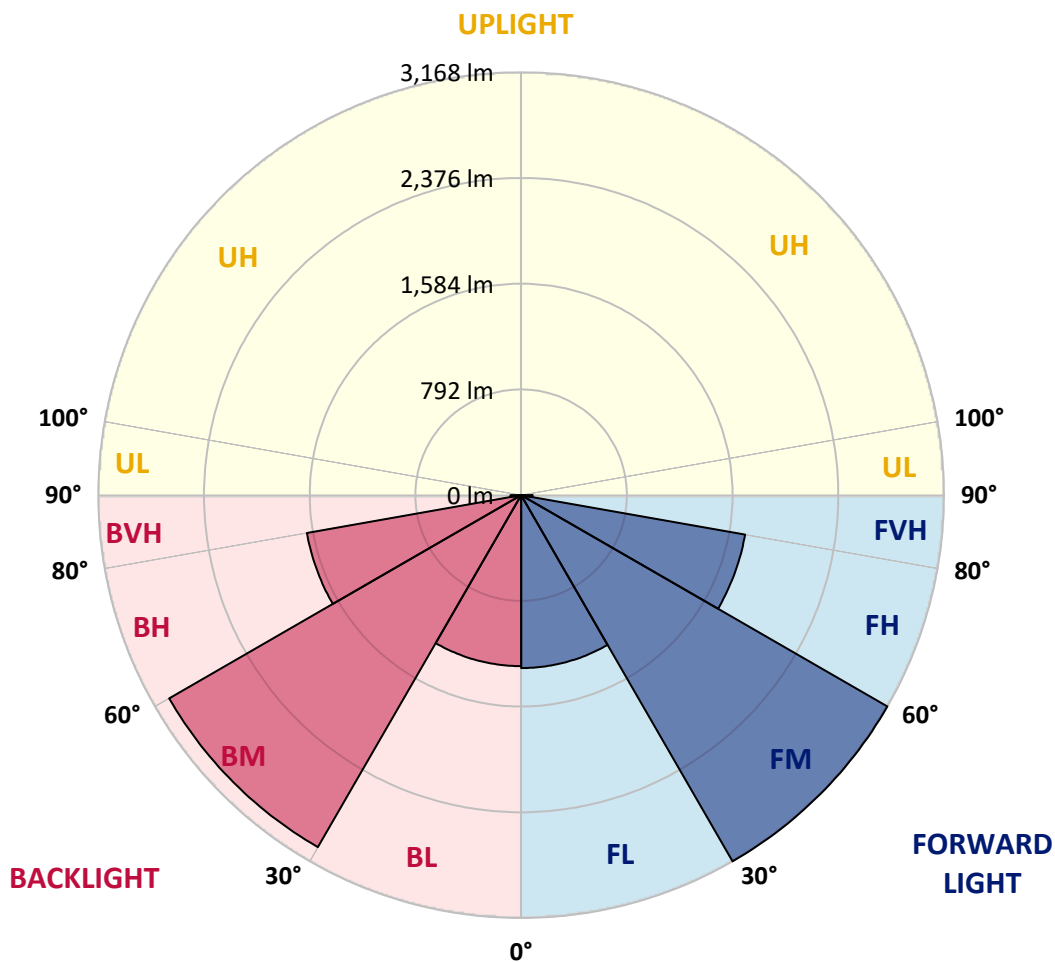
CATALOG NUMBER: EMM2-HTN-SA2C-722-U-T1

LUMINAIRE CLASSIFICATION SYSTEM LUMEN TABLE AND BUG RATING:

Zone		Lumens	% Fixture	Zone Rating/Lumen Limit		
				B	U	G
FL	(0°-30°)	1295.5	10.5			
FM	(30°-60°)	3167.6	25.8			
FH	(60°-80°)	1703.5	13.9			G1/1800
FVH	(80°-90°)	86.4	0.7			G1/100
BL	(0°-30°)	1280.7	10.4	B3/2500		
BM	(30°-60°)	3044.9	24.8	B3/5000		
BH	(60°-80°)	1629.6	13.3	B3/2500		G3/2500
BVH	(80°-90°)	79.5	0.6			G1/100
UL	(90°-100°)	0.0	0.0		U0/0	
UH	(100°-180°)	0.0	0.0		U0/0	

BUG Rating: B3-U0-G3

Type I Short





REPORT NUMBER: P868344

CATALOG NUMBER: EMM2-HTN-SA2C-722-U-T1

CANDELA DISTRIBUTION (FULL):

	0°	5°	15°	25°	35°	45°	55°	65°	75°	85°	89°
0°	2993.8	2993.8	2993.8	2993.8	2993.8	2993.8	2993.8	2993.8	2993.8	2993.8	2993.8
2.5°	3005.6	3005.6	2998.5	2986.7	2984.4	2986.7	3000.9	2993.8	2993.8	2996.2	2993.8
5°	3005.6	3005.6	3000.9	2989.1	2989.1	2989.1	3005.6	2998.5	3000.9	3003.3	3003.3
7.5°	3010.3	3010.3	3005.6	2996.2	2996.2	2996.2	3019.8	3015.1	3015.1	3022.1	3017.4
10°	3022.1	3017.4	3012.7	3015.1	3008.0	3019.8	3031.6	3033.9	3043.4	3048.1	3045.7
12.5°	3022.1	3017.4	3005.6	3019.8	3019.8	3036.3	3052.8	3062.2	3074.0	3074.0	3074.0
15°	3008.0	3003.3	2993.8	3017.4	3026.9	3048.1	3071.7	3085.8	3107.1	3107.1	3104.7
17.5°	2991.5	2984.4	2979.7	3015.1	3036.3	3064.6	3100.0	3118.9	3142.5	3144.8	3140.1
20°	2960.8	2958.4	2960.8	3008.0	3045.7	3085.8	3128.3	3154.2	3184.9	3194.4	3187.3
22.5°	2927.8	2927.8	2937.2	3000.9	3059.9	3114.1	3170.8	3203.8	3234.5	3243.9	3234.5
25°	2882.9	2882.9	2901.8	2977.3	3064.6	3144.8	3210.9	3255.7	3284.0	3293.4	3288.7
27.5°	2814.5	2814.5	2835.8	2930.1	3050.4	3168.4	3253.3	3305.2	3335.9	3345.3	3340.6
30°	2717.8	2713.1	2741.4	2859.3	3024.5	3194.4	3302.9	3357.1	3397.2	3404.3	3397.2
32.5°	2564.4	2571.5	2614.0	2762.6	2982.0	3210.9	3361.9	3425.6	3470.4	3484.5	3479.8
35°	2378.1	2389.9	2448.8	2639.9	2901.8	3208.5	3423.2	3501.0	3560.0	3578.9	3576.5
37.5°	2156.3	2172.8	2246.0	2470.1	2781.5	3173.1	3479.8	3586.0	3663.8	3687.4	3692.1
40°	1913.3	1929.8	2024.2	2271.9	2618.7	3090.5	3512.8	3682.7	3786.5	3833.7	3840.8
42.5°	1656.2	1684.5	1797.7	2038.3	2422.9	2958.4	3512.8	3777.1	3904.5	3991.8	3998.8
45°	1408.4	1432.0	1568.9	1804.8	2212.9	2788.6	3472.7	3871.4	4064.9	4215.9	4211.2
47.5°	1193.8	1200.8	1325.9	1564.1	1979.4	2595.1	3390.2	3956.4	4234.8	4435.3	4477.8
50°	972.0	988.5	1094.7	1330.6	1741.1	2382.8	3251.0	4010.6	4409.3	4713.7	4767.9
52.5°	816.3	818.6	898.9	1115.9	1493.4	2125.6	3083.5	4024.8	4576.8	5015.7	5081.7
55°	665.3	677.1	745.5	908.3	1255.1	1873.2	2866.4	4003.6	4730.2	5308.2	5430.9
57.5°	570.9	573.3	622.8	752.6	1059.3	1604.3	2625.8	3932.8	4857.6	5631.4	5787.1
60°	490.7	490.7	528.5	627.5	856.4	1342.4	2342.7	3807.7	4928.4	5978.2	6204.7
62.5°	427.0	429.4	462.4	535.5	712.5	1108.8	2031.3	3611.9	4954.3	6313.2	6572.7
65°	386.9	389.3	408.1	457.7	587.4	901.2	1712.8	3373.7	4918.9	6563.3	6900.7
67.5°	320.9	323.2	356.2	394.0	488.4	724.3	1391.9	3043.4	4775.0	6641.1	7054.0
70°	245.4	252.4	297.3	337.4	405.8	578.0	1068.7	2606.9	4430.6	6376.9	6801.6
72.5°	205.3	207.6	240.6	285.5	339.7	453.0	811.6	2052.5	3906.8	5695.1	6166.9
75°	179.3	181.7	200.5	240.6	283.1	363.3	563.8	1417.9	3116.5	4605.2	5036.9
77.5°	162.8	165.1	169.9	202.9	238.3	280.7	398.7	842.2	2198.8	3519.9	3746.4
80°	155.7	155.7	143.9	167.5	195.8	219.4	266.6	483.6	1410.8	2373.4	2555.0
82.5°	110.9	108.5	99.1	103.8	120.3	120.3	136.8	200.5	540.3	1002.7	1087.6
85°	7.1	7.1	11.8	14.2	21.2	28.3	35.4	47.2	136.8	186.4	193.5
87.5°	2.4	2.4	2.4	2.4	2.4	4.7	4.7	4.7	7.1	9.4	9.4
90°	0.0	0.0	0.0	0.0	0.0	0.0	0.0	0.0	0.0	0.0	0.0



REPORT NUMBER: P868344

CATALOG NUMBER: EMM2-HTN-SA2C-722-U-T1

CANDELA DISTRIBUTION (continued):

	90°	95°	105°	115°	125°	135°	145°	155°	165°	175°	180°
0°	2993.8	2993.8	2993.8	2993.8	2993.8	2993.8	2993.8	2993.8	2993.8	2993.8	2993.8
2.5°	2991.5	2993.8	2993.8	2998.5	3003.3	3000.9	2998.5	3003.3	2996.2	2982.0	2979.7
5°	3000.9	3000.9	2998.5	3003.3	3008.0	3003.3	2998.5	2998.5	2993.8	2979.7	2977.3
7.5°	3019.8	3017.4	3017.4	3017.4	3017.4	3010.3	3003.3	2998.5	2991.5	2977.3	2970.2
10°	3045.7	3043.4	3041.0	3038.6	3026.9	3019.8	3008.0	3000.9	2991.5	2974.9	2970.2
12.5°	3074.0	3069.3	3064.6	3067.0	3043.4	3022.1	3010.3	2993.8	2986.7	2949.0	2941.9
15°	3102.3	3095.3	3092.9	3083.5	3059.9	3029.2	3005.6	2982.0	2958.4	2923.0	2911.3
17.5°	3140.1	3135.4	3121.2	3111.8	3078.8	3036.3	3000.9	2967.9	2937.2	2894.7	2887.7
20°	3184.9	3180.2	3166.0	3147.2	3104.7	3052.8	3003.3	2951.4	2913.6	2864.1	2852.3
22.5°	3234.5	3227.4	3215.6	3194.4	3140.1	3078.8	3010.3	2941.9	2885.3	2828.7	2821.6
25°	3286.4	3281.6	3269.8	3239.2	3180.2	3104.7	3010.3	2908.9	2838.1	2788.6	2767.3
27.5°	3335.9	3333.5	3319.4	3284.0	3222.7	3123.6	2989.1	2854.6	2760.3	2694.2	2680.0
30°	3399.6	3394.9	3378.4	3338.3	3269.8	3135.4	2946.6	2762.6	2644.7	2571.5	2550.3
32.5°	3477.5	3472.7	3449.1	3399.6	3326.5	3137.7	2885.3	2644.7	2489.0	2411.1	2385.1
35°	3581.3	3571.8	3541.2	3482.2	3380.7	3114.1	2776.8	2493.7	2302.6	2201.1	2165.7
37.5°	3694.5	3682.7	3642.6	3569.5	3418.5	3050.4	2623.4	2290.8	2073.7	1953.4	1927.5
40°	3833.7	3817.2	3755.8	3654.4	3432.6	2939.6	2451.2	2083.2	1852.0	1719.9	1689.2
42.5°	4008.3	3980.0	3880.9	3748.8	3404.3	2788.6	2246.0	1868.5	1604.3	1481.6	1474.5
45°	4218.2	4173.4	4024.8	3840.8	3343.0	2599.8	2028.9	1627.8	1375.4	1255.1	1224.4
47.5°	4466.0	4411.7	4192.3	3911.6	3222.7	2406.4	1795.3	1394.3	1163.1	1040.4	1016.8
50°	4739.6	4687.7	4369.2	3951.7	3092.9	2179.9	1566.5	1186.7	955.5	854.0	854.0
52.5°	5072.3	4954.3	4539.1	3956.4	2894.7	1929.8	1347.1	983.8	802.1	712.5	693.6
55°	5426.2	5287.0	4692.4	3913.9	2689.5	1701.0	1111.2	818.6	658.2	594.5	578.0
57.5°	5820.1	5607.8	4803.3	3829.0	2430.0	1450.9	927.2	674.7	554.4	502.5	495.4
60°	6216.5	5942.8	4869.4	3685.1	2153.9	1219.7	771.5	563.8	476.6	438.8	431.7
62.5°	6584.5	6216.5	4874.1	3475.1	1885.0	1016.8	632.3	486.0	422.3	394.0	394.0
65°	6903.0	6445.3	4793.9	3206.1	1542.9	816.3	521.4	410.5	368.0	337.4	330.3
67.5°	7058.7	6532.6	4652.3	2838.1	1236.2	646.4	438.8	356.2	316.1	268.9	264.2
70°	6839.3	6280.2	4289.0	2366.3	955.5	514.3	365.7	304.3	264.2	224.1	219.4
72.5°	6138.6	5607.8	3701.6	1833.1	719.6	415.2	304.3	259.5	217.0	195.8	191.1
75°	5022.7	4664.1	2925.4	1262.2	502.5	325.6	254.8	219.4	184.0	174.6	172.2
77.5°	3812.5	3468.0	2137.4	790.3	344.4	254.8	217.0	186.4	160.4	167.5	162.8
80°	2545.6	2387.5	1420.2	448.2	231.2	186.4	165.1	136.8	122.7	141.6	136.8
82.5°	1156.0	1094.7	667.7	195.8	103.8	80.2	56.6	42.5	33.0	30.7	35.4
85°	193.5	169.9	47.2	21.2	11.8	7.1	4.7	4.7	2.4	2.4	2.4
87.5°	9.4	7.1	7.1	4.7	2.4	2.4	2.4	2.4	2.4	0.0	0.0
90°	0.0	0.0	0.0	0.0	0.0	0.0	0.0	0.0	0.0	0.0	0.0

LM-79-2019: Approved Method: Electrical and Photometric Measurements of Solid-
State Lighting Products

Report Prepared for

Cooper Lighting Solutions

Streetworks

Report Number: SP1-2407-157-2

Test Date: 08/07/2024

Luminaire Tested: MEM2-HTN-SA-40-722-U-5WQ-2

Data in this report applies to families of products including MEM2-HTN-SA-40-722-U-5WQ-2

Test Information

Test Method: LM-79-2019
 Report Number: SP1-2407-157-2
 Test Lab: COOPER LIGHTING SOLUTIONS
 Photometer: SP1 - 76IN SPHERE
 Measurement Geometry: 4π
 Issue Date: 08/20/2024
 Manufacturer: COOPER LIGHTING SOLUTIONS
 Product Line: Streetworks
 Catalog Number: **MEM2-HTN-SA-40-722-U-5WQ-2**
 Description: Epic Modern Light Square 40W 5WQ Optic and Flare Trim

Spectral Parameters

CCT (K): 2253
 CIE u': 0.2868
 CIE v': 0.5332
 Duv: -0.0014
 CIE x: 0.4974
 CIE y: 0.4110
 CIE z: 0.0915
 Peak Wavelength (nm): 603
 Dominant Wavelength (nm): 587
 Purity: 72.69432
 Rf: 76.9
 Rg: 92.7

CRI (Ra):	70.6		
R1:	68.4	R9:	-36.0
R2:	88.7	R10:	78.2
R3:	85.4	R11:	61.0
R4:	63.5	R12:	74.2
R5:	69.0	R13:	72.8
R6:	88.9	R14:	92.2
R7:	68.5	R15:	58.0
R8:	32.0		



Test Conditions

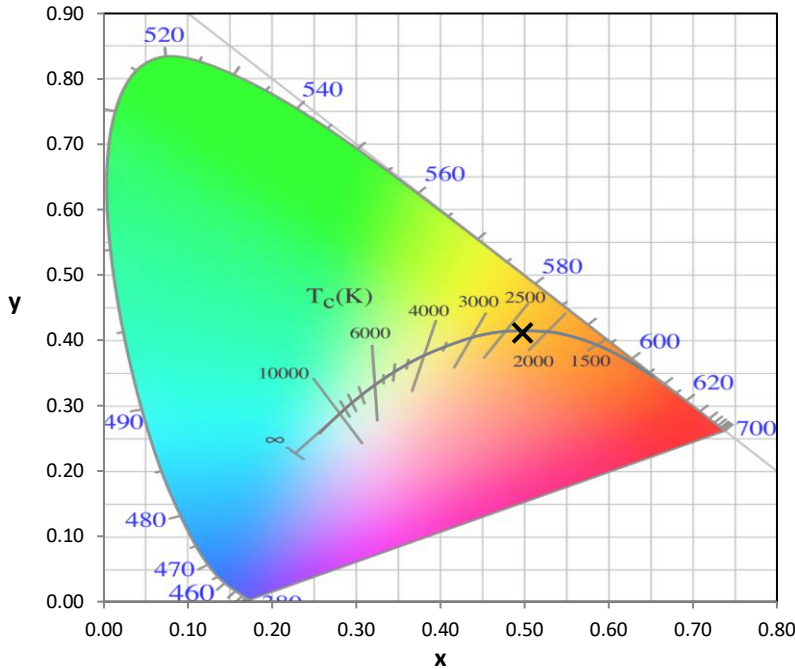
Stabilization Time: 29M
 Operation Time: 1H 29M
 Sphere Temperature (°C): 24.1

REPORT NUMBER: SP1-2407-157-2

Measurement and Test Equipment			
Instrument	Identification Number	Calibration Date	Calibration Due Date
Photometer	IN0058	6/18/2024	12/18/2024
Power Meter	INXT2011004	2/8/2024	2/8/2025
AC Power Source	IN0063	10/24/2023	10/24/2024
DC Power Source	IN0208	10/24/2023	10/24/2024
Sphere Thermometer	IN0085	10/24/2023	10/24/2024
Room Thermometer	IN0046	10/24/2023	10/24/2024

REPORT NUMBER: SP1-2407-157-2

CIE 1931 Chromaticity Diagram



CIE 1931 Chromaticity Diagram with 2017 ANSI 7-Step and 4-Step Quadrangles



Point lies inside the ANSI 2200K 4-step quadrangle

REPORT NUMBER: SP1-2407-157-2

Photopic Flux vs. Wavelength



Photopic Lumens: NR

λ (nm)	Power W [^] /nm	Lumens (φ/nm)	λ (nm)	Power W [^] /nm	Lumens (φ/nm)	λ (nm)	Power W [^] /nm	Lumens (φ/nm)	λ (nm)	Power W [^] /nm	Lumens (φ/nm)	λ (nm)	Power W [^] /nm	Lumens (φ/nm)
360	0	NR	490	117	NR	620	896	NR	750	20	NR	880	0	NR
365	0	NR	495	137	NR	625	838	NR	755	17	NR	885	0	NR
370	0	NR	500	160	NR	630	774	NR	760	14	NR	890	0	NR
375	0	NR	505	183	NR	635	704	NR	765	12	NR	895	0	NR
380	0	NR	510	202	NR	640	635	NR	770	10	NR	900	0	NR
385	0	NR	515	219	NR	645	565	NR	775	9	NR	905	0	NR
390	0	NR	520	235	NR	650	501	NR	780	7	NR	910	0	NR
395	0	NR	525	249	NR	655	440	NR	785	6	NR	915	0	NR
400	0	NR	530	263	NR	660	383	NR	790	5	NR	920	0	NR
405	0	NR	535	281	NR	665	332	NR	795	5	NR	925	0	NR
410	1	NR	540	302	NR	670	286	NR	800	4	NR	930	0	NR
415	3	NR	545	331	NR	675	245	NR	805	3	NR	935	0	NR
420	6	NR	550	366	NR	680	210	NR	810	3	NR	940	0	NR
425	12	NR	555	411	NR	685	178	NR	815	3	NR	945	0	NR
430	21	NR	560	469	NR	690	152	NR	820	2	NR	950	0	NR
435	38	NR	565	536	NR	695	129	NR	825	2	NR	955	0	NR
440	66	NR	570	614	NR	700	109	NR	830	2	NR	960	0	NR
445	122	NR	575	701	NR	705	92	NR	835	1	NR	965	0	NR
450	215	NR	580	785	NR	710	77	NR	840	1	NR	970	0	NR
455	236	NR	585	863	NR	715	66	NR	845	1	NR	975	0	NR
460	170	NR	590	928	NR	720	55	NR	850	1	NR	980	0	NR
465	148	NR	595	971	NR	725	47	NR	855	1	NR	985	0	NR
470	132	NR	600	994	NR	730	40	NR	860	1	NR	990	0	NR
475	104	NR	605	996	NR	735	33	NR	865	1	NR	995	0	NR
480	97	NR	610	979	NR	740	28	NR	870	1	NR	1000	0	NR
485	105	NR	615	943	NR	745	24	NR	875	0	NR			

REPORT NUMBER: SP1-2407-157-2

Scotopic Flux vs. Wavelength



Scotopic Lumens: NR

S/P: 0.96

λ (nm)	Power W [^] /nm	Lumens (φ/nm)	λ (nm)	Power W [^] /nm	Lumens (φ/nm)	λ (nm)	Power W [^] /nm	Lumens (φ/nm)	λ (nm)	Power W [^] /nm	Lumens (φ/nm)	λ (nm)	Power W [^] /nm	Lumens (φ/nm)
360	0	NR	490	117	NR	620	896	NR	750	20	NR	880	0	NR
365	0	NR	495	137	NR	625	838	NR	755	17	NR	885	0	NR
370	0	NR	500	160	NR	630	774	NR	760	14	NR	890	0	NR
375	0	NR	505	183	NR	635	704	NR	765	12	NR	895	0	NR
380	0	NR	510	202	NR	640	635	NR	770	10	NR	900	0	NR
385	0	NR	515	219	NR	645	565	NR	775	9	NR	905	0	NR
390	0	NR	520	235	NR	650	501	NR	780	7	NR	910	0	NR
395	0	NR	525	249	NR	655	440	NR	785	6	NR	915	0	NR
400	0	NR	530	263	NR	660	383	NR	790	5	NR	920	0	NR
405	0	NR	535	281	NR	665	332	NR	795	5	NR	925	0	NR
410	1	NR	540	302	NR	670	286	NR	800	4	NR	930	0	NR
415	3	NR	545	331	NR	675	245	NR	805	3	NR	935	0	NR
420	6	NR	550	366	NR	680	210	NR	810	3	NR	940	0	NR
425	12	NR	555	411	NR	685	178	NR	815	3	NR	945	0	NR
430	21	NR	560	469	NR	690	152	NR	820	2	NR	950	0	NR
435	38	NR	565	536	NR	695	129	NR	825	2	NR	955	0	NR
440	66	NR	570	614	NR	700	109	NR	830	2	NR	960	0	NR
445	122	NR	575	701	NR	705	92	NR	835	1	NR	965	0	NR
450	215	NR	580	785	NR	710	77	NR	840	1	NR	970	0	NR
455	236	NR	585	863	NR	715	66	NR	845	1	NR	975	0	NR
460	170	NR	590	928	NR	720	55	NR	850	1	NR	980	0	NR
465	148	NR	595	971	NR	725	47	NR	855	1	NR	985	0	NR
470	132	NR	600	994	NR	730	40	NR	860	1	NR	990	0	NR
475	104	NR	605	996	NR	735	33	NR	865	1	NR	995	0	NR
480	97	NR	610	979	NR	740	28	NR	870	1	NR	1000	0	NR
485	105	NR	615	943	NR	745	24	NR	875	0	NR			

REPORT NUMBER: SP1-2407-157-2

Melanopic Flux vs. Wavelength



Melanopic Lumens: NR

M/P: 1.71

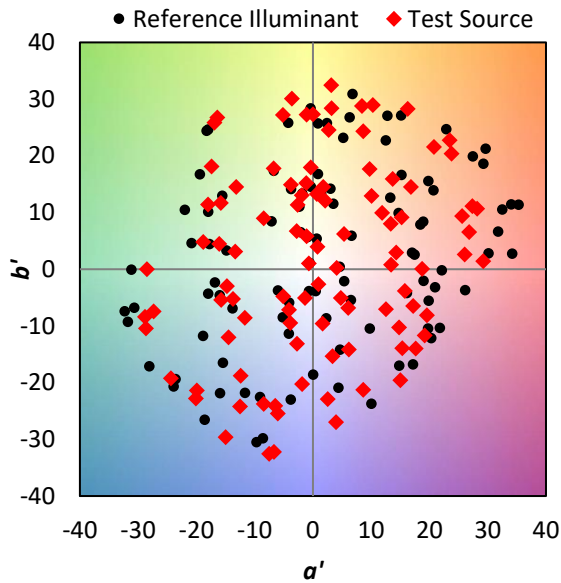
λ (nm)	Power W ² /nm	Lumens (φ/nm)	λ (nm)	Power W ² /nm	Lumens (φ/nm)	λ (nm)	Power W ² /nm	Lumens (φ/nm)	λ (nm)	Power W ² /nm	Lumens (φ/nm)	λ (nm)	Power W ² /nm	Lumens (φ/nm)
360	0	NR	490	117	NR	620	896	NR	750	20	NR	880	0	NR
365	0	NR	495	137	NR	625	838	NR	755	17	NR	885	0	NR
370	0	NR	500	160	NR	630	774	NR	760	14	NR	890	0	NR
375	0	NR	505	183	NR	635	704	NR	765	12	NR	895	0	NR
380	0	NR	510	202	NR	640	635	NR	770	10	NR	900	0	NR
385	0	NR	515	219	NR	645	565	NR	775	9	NR	905	0	NR
390	0	NR	520	235	NR	650	501	NR	780	7	NR	910	0	NR
395	0	NR	525	249	NR	655	440	NR	785	6	NR	915	0	NR
400	0	NR	530	263	NR	660	383	NR	790	5	NR	920	0	NR
405	0	NR	535	281	NR	665	332	NR	795	5	NR	925	0	NR
410	1	NR	540	302	NR	670	286	NR	800	4	NR	930	0	NR
415	3	NR	545	331	NR	675	245	NR	805	3	NR	935	0	NR
420	6	NR	550	366	NR	680	210	NR	810	3	NR	940	0	NR
425	12	NR	555	411	NR	685	178	NR	815	3	NR	945	0	NR
430	21	NR	560	469	NR	690	152	NR	820	2	NR	950	0	NR
435	38	NR	565	536	NR	695	129	NR	825	2	NR	955	0	NR
440	66	NR	570	614	NR	700	109	NR	830	2	NR	960	0	NR
445	122	NR	575	701	NR	705	92	NR	835	1	NR	965	0	NR
450	215	NR	580	785	NR	710	77	NR	840	1	NR	970	0	NR
455	236	NR	585	863	NR	715	66	NR	845	1	NR	975	0	NR
460	170	NR	590	928	NR	720	55	NR	850	1	NR	980	0	NR
465	148	NR	595	971	NR	725	47	NR	855	1	NR	985	0	NR
470	132	NR	600	994	NR	730	40	NR	860	1	NR	990	0	NR
475	104	NR	605	996	NR	735	33	NR	865	1	NR	995	0	NR
480	97	NR	610	979	NR	740	28	NR	870	1	NR	1000	0	NR
485	105	NR	615	943	NR	745	24	NR	875	0	NR			

Summary

$R_f = 76.9$
 $R_g = 92.7$
 CIE $R_a = 70.6$
 $R_9 = -36.0$



Color Vector Graphics



Individual Sample Fidelity Index ($R_{f,i}$)

CES01 = 87	CES26 = 76	CES51 = 88	CES76 = 78
CES02 = 65	CES27 = 94	CES52 = 85	CES77 = 75
CES03 = 32	CES28 = 93	CES53 = 80	CES78 = 79
CES04 = 72	CES29 = 81	CES54 = 86	CES79 = 82
CES05 = 51	CES30 = 91	CES55 = 83	CES80 = 81
CES06 = 52	CES31 = 83	CES56 = 77	CES81 = 51
CES07 = 44	CES32 = 75	CES57 = 75	CES82 = 92
CES08 = 42	CES33 = 88	CES58 = 76	CES83 = 88
CES09 = 29	CES34 = 88	CES59 = 84	CES84 = 90
CES10 = 79	CES35 = 94	CES60 = 91	CES85 = 65
CES11 = 62	CES36 = 90	CES61 = 82	CES86 = 48
CES12 = 68	CES37 = 97	CES62 = 91	CES87 = 76
CES13 = 45	CES38 = 98	CES63 = 86	CES88 = 78
CES14 = 75	CES39 = 97	CES64 = 70	CES89 = 61
CES15 = 72	CES40 = 94	CES65 = 71	CES90 = 80
CES16 = 48	CES41 = 95	CES66 = 71	CES91 = 80
CES17 = 51	CES42 = 89	CES67 = 70	CES92 = 51
CES18 = 57	CES43 = 80	CES68 = 74	CES93 = 68
CES19 = 74	CES44 = 99	CES69 = 84	CES94 = 44
CES20 = 68	CES45 = 83	CES70 = 72	CES95 = 66
CES21 = 88	CES46 = 81	CES71 = 75	CES96 = 75
CES22 = 81	CES47 = 88	CES72 = 89	CES97 = 76
CES23 = 92	CES48 = 73	CES73 = 68	CES98 = 72
CES24 = 92	CES49 = 82	CES74 = 85	CES99 = 63
CES25 = 73	CES50 = 87	CES75 = 80	



Color Rendition by Hue-Angle Bin



Measure Comparisons



(END OF REPORT)